

# Romania

## Statistical Country Profile



Edition 06/2022

Publication date: 08 Juni 2022

Contact us:  
[www.destatis.de/contact](https://www.destatis.de/contact)  
Phone: +49 611 75 2405

## Contents

|                                         |    |
|-----------------------------------------|----|
| General information . . . . .           | 3  |
| Economy and finance . . . . .           | 3  |
| Population . . . . .                    | 5  |
| Health . . . . .                        | 6  |
| Education . . . . .                     | 6  |
| Labour force . . . . .                  | 6  |
| Living conditions . . . . .             | 8  |
| Production . . . . .                    | 8  |
| Agriculture and forestry . . . . .      | 8  |
| Foreign trade . . . . .                 | 9  |
| Transport . . . . .                     | 11 |
| Environment and energy . . . . .        | 11 |
| Science, research, technology . . . . . | 12 |
| Sources . . . . .                       | 12 |



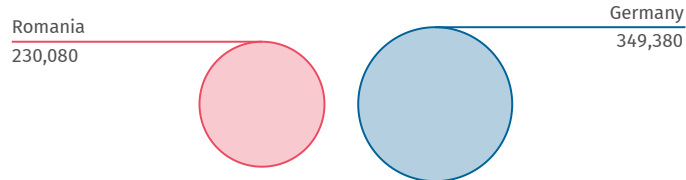
## General information

Capital city  
**Bucharest**

Official language  
**Romanian**

Currency  
**Romanian Leu**

Land area in relation to Germany  
km<sup>2</sup>



Source: WB-WDI



## Economy and finance

Gross domestic product  
(GDP), total

bn US\$

**283**

(2021)

Source: IMF-WEO

GDP,  
real change

% since 2000

**+117**

(2021)

Source: IMF-WEO\*

GDP  
per capita

US\$

**14,667**

(2021)

Source: IMF-WEO

GDP  
per capita

internat. US\$

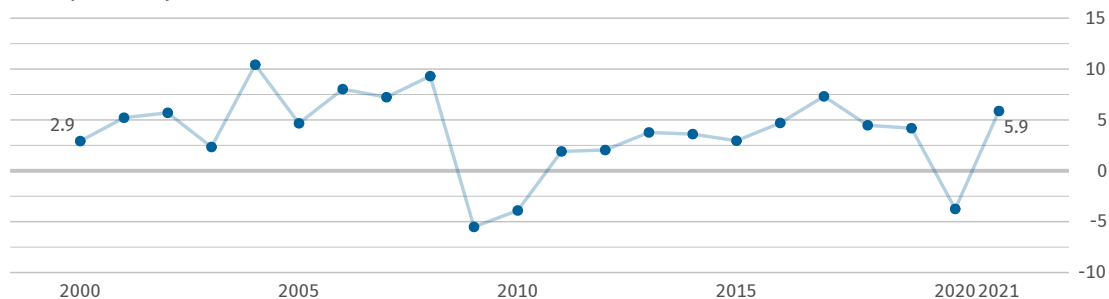
**33,715**

(2021)

Source: IMF-WEO

Gross domestic product, real change

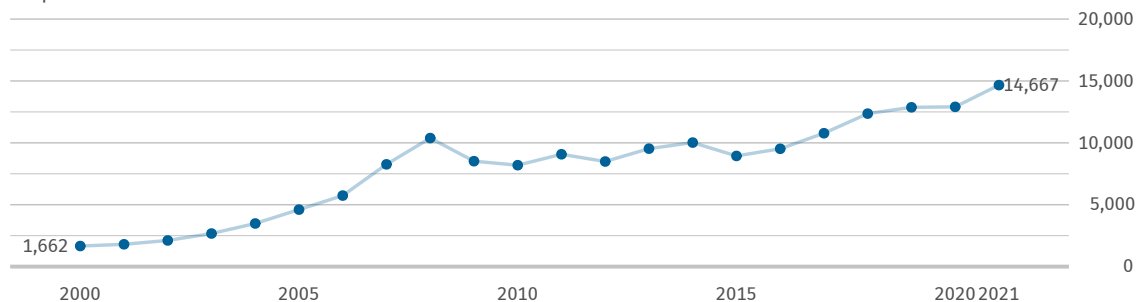
% on previous year



Source: IMF-WEO

Gross domestic product per capita

US\$



Source: IMF-WEO

Inflation rate  
(change of consumer  
price index)  
% on previous year

**+5.1**

(2021)

Source: IMF-IFS

General government  
gross debt

% of GDP

**51.4**

(2021)

Source: IMF-WEO

General government  
net lending / borrowing

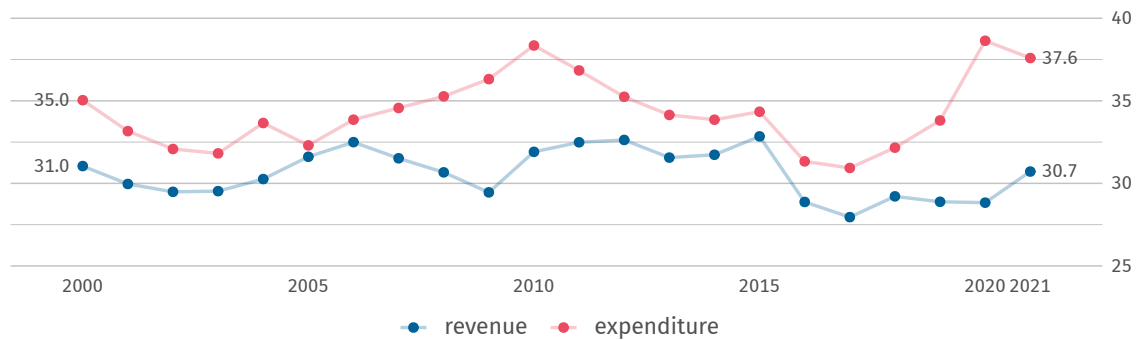
% of GDP

**-6.9**

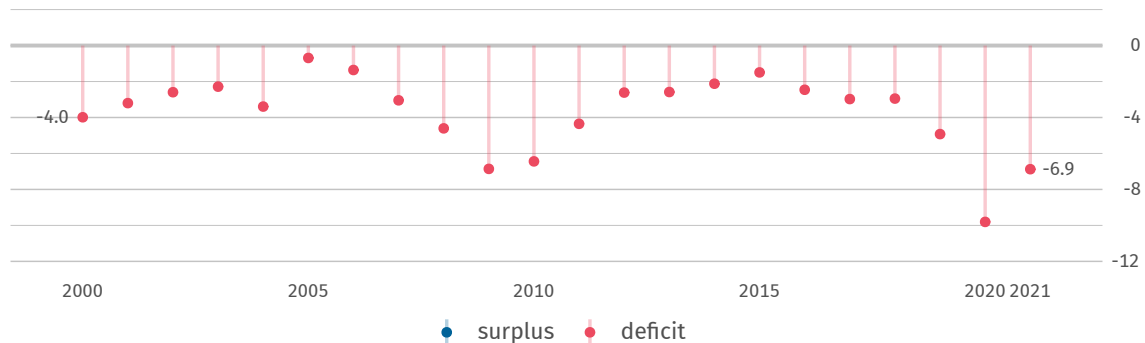
(2021)

Source: IMF-WEO

## General government revenue and expenditure % of GDP



## General government net lending / borrowing % of GDP



Foreign direct  
investment (FDI):  
inward stocks

bn US\$

**108**

(2020)

Source: UNCTAD

Foreign direct  
investment (FDI):  
outward stocks

bn US\$

**3**

(2020)

Source: UNCTAD

Foreign direct  
investment (FDI):  
net flow, inward

bn US\$

**2**

(2020)

Source: UNCTAD

Foreign direct  
investment (FDI):  
net flow, outward

bn US\$

**0**

(2020)

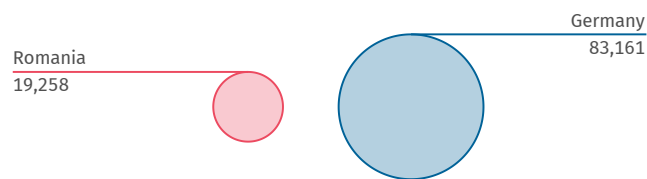
Source: UNCTAD



## Population

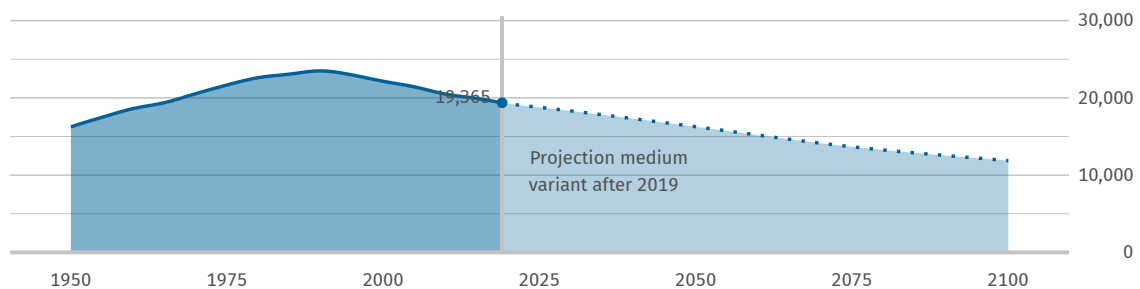
|                                                                               |                                                                                           |                                                                                             |                                                                                           |
|-------------------------------------------------------------------------------|-------------------------------------------------------------------------------------------|---------------------------------------------------------------------------------------------|-------------------------------------------------------------------------------------------|
| <b>Population total</b><br>1,000<br><b>19,258</b><br>(2020)<br>Source: WB-WDI | <b>Population density</b><br>inhabitants per km²<br><b>84</b><br>(2020)<br>Source: WB-WDI | <b>Life expectancy at birth (women)</b><br>years<br><b>78.4</b><br>(2020)<br>Source: WB-WDI | <b>Life expectancy at birth (men)</b><br>years<br><b>70.5</b><br>(2020)<br>Source: WB-WDI |
|-------------------------------------------------------------------------------|-------------------------------------------------------------------------------------------|---------------------------------------------------------------------------------------------|-------------------------------------------------------------------------------------------|

Population in relation to Germany 2020  
1,000



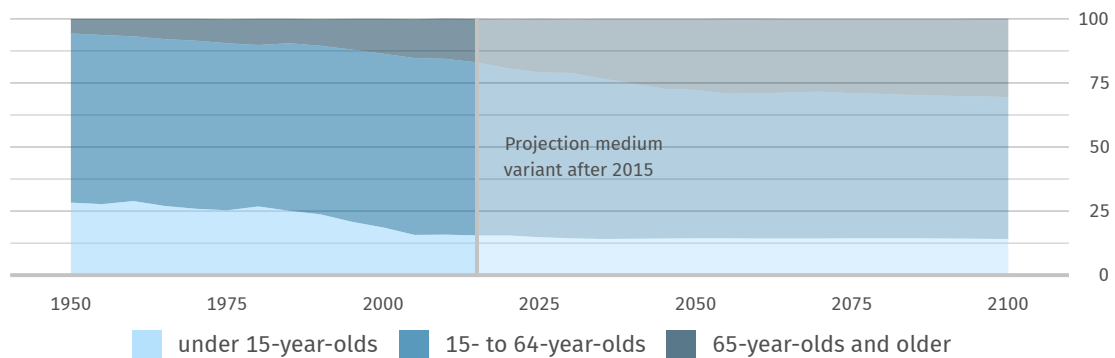
Source: WB-WDI

Population  
1,000



Source: UN-POP

Population by age group  
proportion, %



Source: UN-POP



## Health

|                                                                                              |                                                                                      |                                                                                         |                                                                                          |
|----------------------------------------------------------------------------------------------|--------------------------------------------------------------------------------------|-----------------------------------------------------------------------------------------|------------------------------------------------------------------------------------------|
| <b>Practising physicians</b><br>per 1,000 inhabitants<br><b>3.0</b><br>(2017)<br>Source: WHO | <b>Hospital beds</b><br>per 1,000 inhabitants<br><b>6.9</b><br>(2017)<br>Source: WHO | <b>Prevalence of raised blood pressure</b><br>%<br><b>30.0</b><br>(2015)<br>Source: WHO | <b>Prevalence of obesity (BMI &gt;= 30)</b><br>%<br><b>22.5</b><br>(2016)<br>Source: WHO |
|----------------------------------------------------------------------------------------------|--------------------------------------------------------------------------------------|-----------------------------------------------------------------------------------------|------------------------------------------------------------------------------------------|



## Education

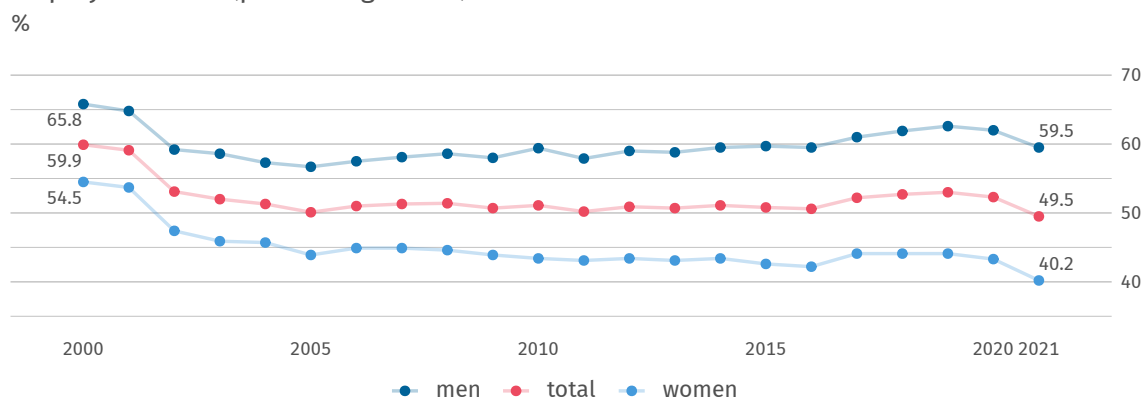
|                                                                                                  |                                                                                                     |                                                                                                       |                                                                                                              |
|--------------------------------------------------------------------------------------------------|-----------------------------------------------------------------------------------------------------|-------------------------------------------------------------------------------------------------------|--------------------------------------------------------------------------------------------------------------|
| <b>Government expenditure on education</b><br>% of GDP<br><b>3.3</b><br>(2018)<br>Source: UNESCO | <b>Pupil-teacher ratio (primary education)</b><br>number<br><b>19.3</b><br>(2017)<br>Source: UNESCO | <b>Pupil-teacher ratio (secondary education)</b><br>number<br><b>12.1</b><br>(2017)<br>Source: UNESCO | <b>Students (tertiary education)</b><br>per 100,000 inhabitants<br><b>2,767</b><br>(2018)<br>Source: UNESCO* |
|--------------------------------------------------------------------------------------------------|-----------------------------------------------------------------------------------------------------|-------------------------------------------------------------------------------------------------------|--------------------------------------------------------------------------------------------------------------|



## Labour force

|                                                                                            |                                                                                              |                                                                                                            |                                                                                            |
|--------------------------------------------------------------------------------------------|----------------------------------------------------------------------------------------------|------------------------------------------------------------------------------------------------------------|--------------------------------------------------------------------------------------------|
| <b>Employment rate (persons aged 15+)</b><br>%<br><b>49.5</b><br>(2021)<br>Source: ILOSTAT | <b>Labour force (persons aged 15+)</b><br>1,000<br><b>8,438</b><br>(2021)<br>Source: ILOSTAT | <b>Labour force participation rate (persons aged 15+)</b><br>%<br><b>52.2</b><br>(2021)<br>Source: ILOSTAT | <b>Self-employment (persons aged 15+)</b><br>%<br><b>15.5</b><br>(2021)<br>Source: ILOSTAT |
|--------------------------------------------------------------------------------------------|----------------------------------------------------------------------------------------------|------------------------------------------------------------------------------------------------------------|--------------------------------------------------------------------------------------------|

### Employment rate (persons aged 15+)



## Employment and gross value added by sector 2020

%

### Employment



### Gross value added



■ agriculture, forestry, fisheries ■ industry ■ services ■ not specified

Source employment: ILOSTAT  
Source gross value added: WB-WDI

### Unemployment rate (persons aged 15+)

%

**5.2**

(2021)

Source: ILOSTAT

### Unemployment rate (persons aged 15 to 24)

%

**20.6**

(2021)

Source: ILOSTAT

### Long-term unemployment rate (persons aged 15+)

% of unemployed persons

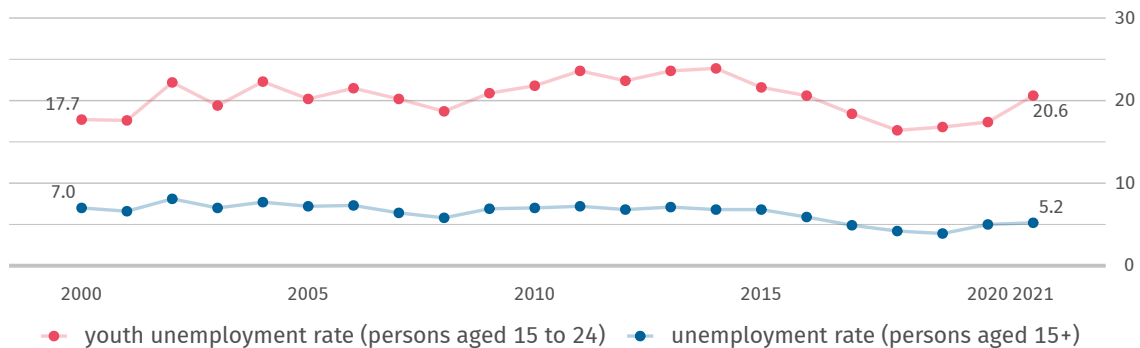
**36.6**

(2021)

Source: ILOSTAT

## Unemployment rate and youth unemployment rate

%



— youth unemployment rate (persons aged 15 to 24) — unemployment rate (persons aged 15+)

Source: ILOSTAT



## Living conditions

### Human Development Index (HDI)

value (0 low to 1 high)

**0.828**

(2019)

Source: UNDP

### Human Development Index (HDI)

rank (of 188 countries)

**49**

(2019)

Source: UNDP

### Income distribution: Gini coefficient

value (0 to 100; 0=equal distribution)

**34.8**

(2019)

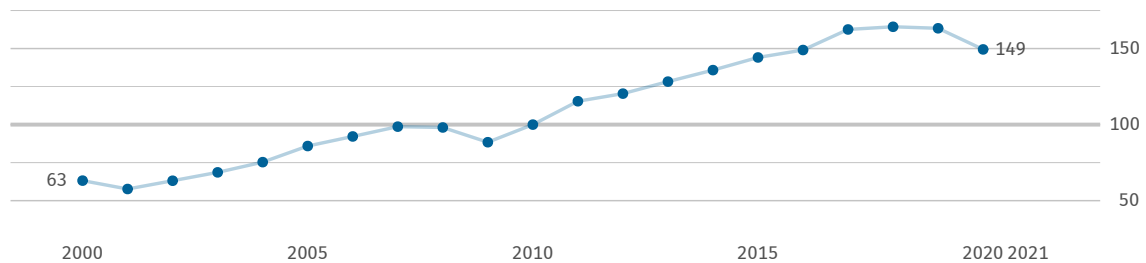
Source: WB-WDI



## Production

### Index of industrial production

2010=100



Source: IMF-IFS



## Agriculture and forestry

### Change of agricultural production

% since 2000

**+13**

(2020)

Source: FAO\*

### Agricultural land

% of land area

**60.1**

(2019)

Source: FAO\*

### Forest area

% of land area

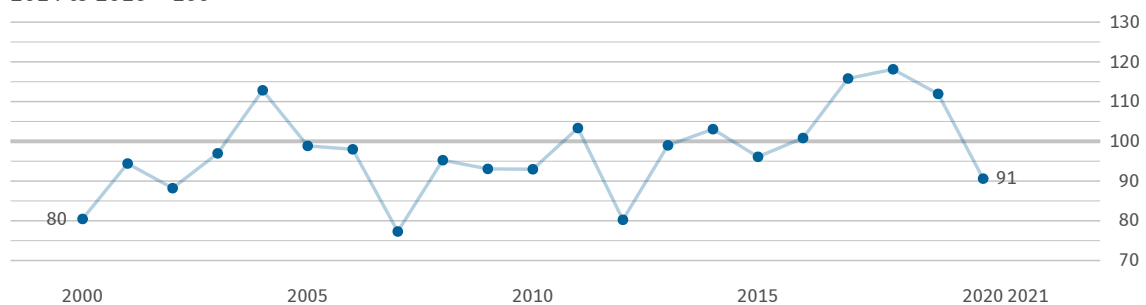
**30.1**

(2019)

Source: FAO\*

### Index of agricultural production

2014 to 2016 = 100



Source: FAO





## Foreign trade

### Export of goods

bn US\$

**88**

(2021)

Source: UN Comtrade

### Import of goods

bn US\$

**116**

(2021)

Source: UN Comtrade

### Trade balance, goods

bn US\$

**-28**

(2021)

Source: UN Comtrade\*

### Export and import of goods

bn US\$



Source: UN Comtrade

### Foreign trade balance

bn US\$



Source: UN Comtrade

### Goods exported to Germany

mn US\$

**18,153**

(2021)

Source: UN Comtrade

### Goods exported to Germany

% of all goods exported

**20.5**

(2021)

Source: UN Comtrade\*

### Goods imported from Germany

mn US\$

**23,474**

(2021)

Source: UN Comtrade

### Goods imported from Germany

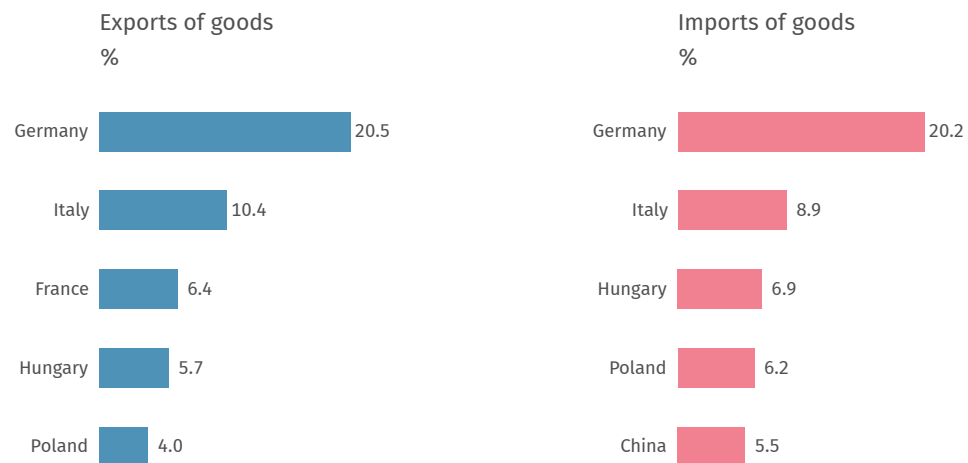
% of all goods imported

**20.2**

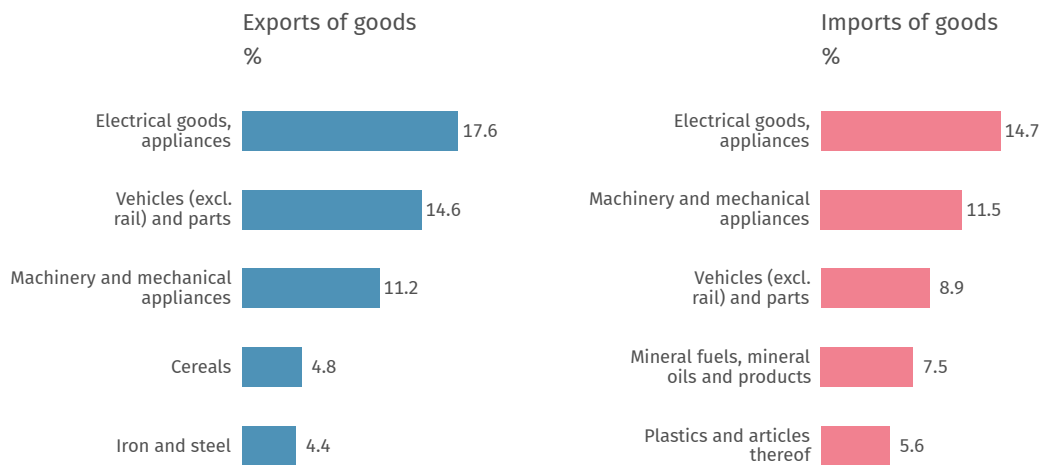
(2021)

Source: UN Comtrade\*

## Main trading partners 2021



## Main commodities traded 2021



Source: UN Comtrade\*

Classification of commodities: Harmonized Commodity Description and Coding Systems (HS2).



## Transport

Passenger cars  
per 1,000 inhabitants

**260**

(2015)

Source: OICA\*

Total rail network  
km per 1 mn inhabitants

**555**

(2019)

Source: WB-WDI\*

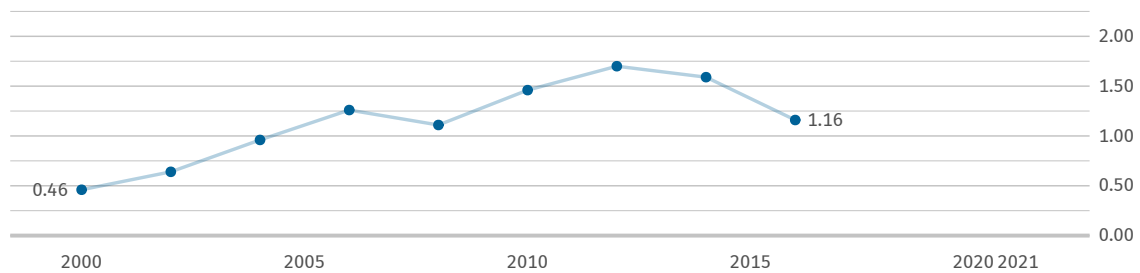
Air transport  
per 1,000 inhabitants

**93**

(2020)

Source: WB-WDI\*

Gasoline price at the pump  
US\$ per litre



Data collection conducted every two years.  
Source: WB-WDI



## Environment and energy

Carbon dioxide  
emissions  
tonnes per capita

**3.9**

(2020)

Source: EDGAR

Total primary  
energy supply  
kg oil equivalent per capita

**1,592**

(2014)

Source: WB-WDI

Gross electricity  
consumption  
kWh per capita

**2,584**

(2014)

Source: WB-WDI

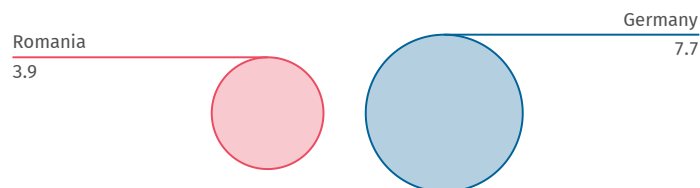
Renewable  
energy  
% of total final energy  
consumption

**23.0**

(2018)

Source: WB-WDI

Carbon dioxide emissions in relation to Germany 2020  
tonnes per capita



Source: EDGAR



## Science, research, technology

Gross domestic  
expenditure on R&D

% of GDP

**0.5**

(2018)

Source: UNESCO

Researchers

per 1 mn inhabitants

**882**

(2018)

Source: UNESCO

Resident patent  
applications

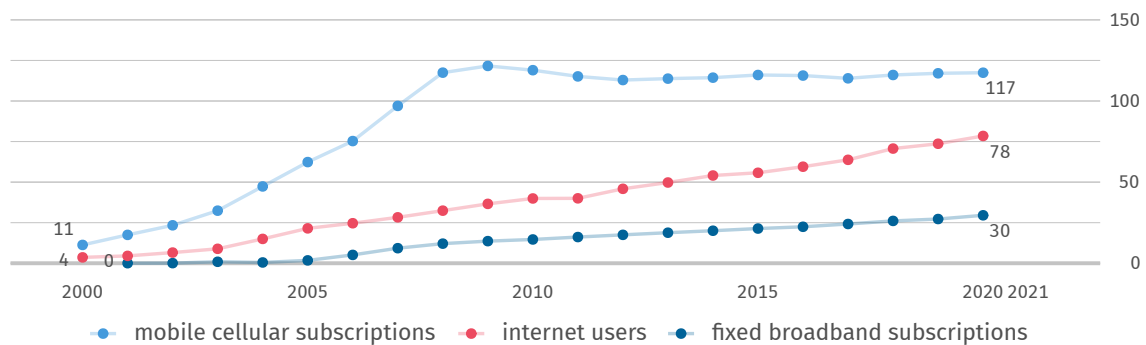
per 1 mn inhabitants

**45**

(2020)

Source: WIPO

Dissemination of modern communication technology  
per 100 inhabitants



Source: ITU



## Sources

|             |                                                                         |
|-------------|-------------------------------------------------------------------------|
| EDGAR       | Emissions Database for Global Atmospheric Research, European Commission |
| FAO         | United Nations, Food and Agricultural Organization                      |
| ILOSTAT     | International Labour Organization, ILOSTAT - Database                   |
| IMF-IFS     | International Monetary Fund, International Financial Statistics         |
| IMF-WEO     | International Monetary Fund, World Economic Outlook                     |
| ITU         | United Nations, International Telecommunication Union                   |
| OICA        | International Organization of Motor Vehicle Manufacturers               |
| UN Comtrade | United Nations, Comtrade Database                                       |
| UNCTAD      | United Nations, Conference on Trade and Development                     |
| UNDP        | United Nations Development Programme                                    |
| UNESCO      | United Nations, Educational, Scientific and Cultural Organization       |
| UNPOP       | United Nations, Population Division                                     |
| WB-WDI      | World Bank, World Development Indicators                                |
| WHO         | World Health Organization, Global Health Observatory                    |
| WIPO        | World Intellectual Property Organization                                |

\* Own calculations based on the original data source.

More international data and statistical country profiles on all other UN Member States:  
[www.destatis.de/international\\_en](http://www.destatis.de/international_en)